



### District Report Card: 2017


<b>State:</b> Odisha	<b>District:</b> Nabarangpur
<b>Class:</b> 8	<b>Subject:</b> Mathematics
<b>Schools:</b> 50	<b>Students:</b> 1247


### Participation/Coverage


#### Students

<div>GENDER</div> <div></div>	Boys		Girls	
	Number	%	Number	%
	622	49.88	625	50.12

<div>AREA</div> <div></div>	Rural		Urban	
	Number	%	Number	%
	1142	91.58	105	8.42

<div>CATEGORY</div> <div></div>	SC		ST		OBC		GEN	
	Number	%	Number	%	Number	%	Number	%
	209	16.76	775	62.15	199	15.96	64	5.13

<div>CWSN</div> <div></div>	LD	VI	HI	S&LD	ID	Oth
	1	2	1	2	0	338

<div>Management</div> <div></div>	Government		Government-aided	
	Number	%	Number	%
	1193	95.67	54	4.33

### Average Performance of Students in Mathematics (%)

Overall	Gender		Area		Management		Social Group			
	Male	Female	Rural	Urban	Govt.	Aided	SC	ST	OBC	GEN
49.76	50.72	48.81	50.53	41.40	50.58	31.60	40.96	53.08	47.14	46.56

## Performance on Learning Outcomes (LOs)

Learning Outcomes	Description	Average Performance(%)
M601	Solves problems involving large numbers by applying appropriate operations	38.14
M606	Solves problems on daily life situations involving addition and subtraction of fractions / decimals	57.85
M620	Finds out the perimeter and area of rectangular objects in the surroundings like floor of the class room, surfaces of a chalk box etc.	53.77
M621	Arranges given/collected information in the form of table, pictograph and bar graph and interprets them	47.76
M702	Interprets the division and multiplication of fractions	43.14
M705	Solves problems related to daily life situations involving rational numbers	41.38
M706	Uses exponential form of numbers to simplify problems involving multiplication and division of large numbers	57.30
M707	Adds/subtracts algebraic expressions	66.16
M710	Solves problems related to conversion of percentage to fraction and decimal and vice versa	42.05
M717	Finds out approximate area of closed shapes by using unit square grid/graph sheet	45.51
M719	Finds various representative values for simple data from her/his daily life contexts like mean, median and mode	55.96
M721	Interprets data using bar graph	53.61
M801	Generalizes properties of addition, subtraction, multiplication and division of rational numbers through patterns	43.18
M802	Finds rational numbers between two given rational numbers	44.30
M803	Proves divisibility rules of 2, 3, 4, 5, 6, 9 and 11	55.61
M804	Finds squares, cubes, square roots and cube roots of numbers using different methods	57.14
M808	Uses various algebraic identities in solving problems of daily life	55.70
M812	Verifies properties of parallelogram and establishes the relationship between them through reasoning	39.55
M818	Finds surface area and volume of cuboidal and cylindrical object	35.79
M819	Draws and interprets bar charts and pie charts	54.85

Range of Performance of Students who Answered Correctly							
Below 30%		30% - 50%		50% - 75%		Above 75%	
Number	%	Number	%	Number	%	Number	%
323	25.90	351	28.15	341	27.35	232	18.60

## Lowest Performing Learning Outcomes (LOs)

- 1 - Finds surface area and volume of cuboidal and cylindrical object (35.79)
- 2 - Solves problems involving large numbers by applying appropriate operations (38.14)
- 3 - Verifies properties of parallelogram and establishes the relationship between them through reasoning (39.55)

4 - Solves problems related to daily life situations involving rational numbers (41.38)

5 - Solves problems related to conversion of percentage to fraction and decimal and vice versa (42.05)